

# RSES *Journal*

## The High Cost of Ignoring Chiller Oil Buildup

Failure to control excessive oil buildup in a chiller's refrigerant can badly impact capacity and efficiency. Here's how it happens and some suggestions on how to solve and even prevent the problem

BY MARK KEY

**O**il entrained in a chiller's refrigerant charge unnecessarily costs owners thousands of dollars each year in wasted energy and also causes a significant decrease in chiller system capacity.

Every chiller owner needs to address this issue in order to improve chiller efficiency and to obtain substantial energy savings. An hvac contractor or service tech aware of the

impact of oil in refrigerant can make a big difference when this problem arises.

Oil enters the chiller's refrigerant charge as it is circulated through the chiller's compressor. In low-pressure chillers (R-11, R-113 and R-123) the oil is used as a lubricant for the centrifugal pump and it seeps through the compressor's seals and becomes entrained in the refrigerant charge.



This same process occurs with high-pressure centrifugal chillers (R-12, R-22 and R-134a most commonly). High-pressure screw chillers (R-12, R-22 and R-134a) utilize oil for lubrication, as a coolant and as a sealing mechanism on screw rotary tips.

Oil inevitably finds its way into the refrigerant charge. In fact, the oil problem extends into other systems, including high-pressure reciprocating chillers, certain rack systems and ammonia refrigeration systems to name a few.

When oil gets into the evaporator, it mixes with refrigerant and degrades system efficiency and capacity. This occurs when the evaporator tubes become coated with oil, creating a thermal barrier. The heat transfer efficiency is retarded and drastically reduces the cooling effect.

An additional concern focusing on oil in a chiller's refrigerant charge was noted in an article in the April 2002 issue of *RSES Journal*. In the article, titled "Making 'Cents' of Preventive Maintenance for Centrifugal Chillers," author Tom Brown notes that "rust particles falling to the bottom of the evaporator shell mix with the oil and can cause improper lubrication, premature parts wear and clogged valves and orifices.

"By comparing the results of the refrigerant analysis against a chiller's historical operating data, experts can reliably diagnose the condition of a chiller and make recommendations accordingly, pinpointing the causes of contamination in the process," he continues.

## Oil's impact on heat transfer

Although it is common knowledge that oil buildup occurs, the impact on the system's capacity and energy costs only now are being understood. The following studies note the importance for chiller owners and service contractors to recognize and address this problem.

ASHRAE conducted a study titled "Effects of Oil on

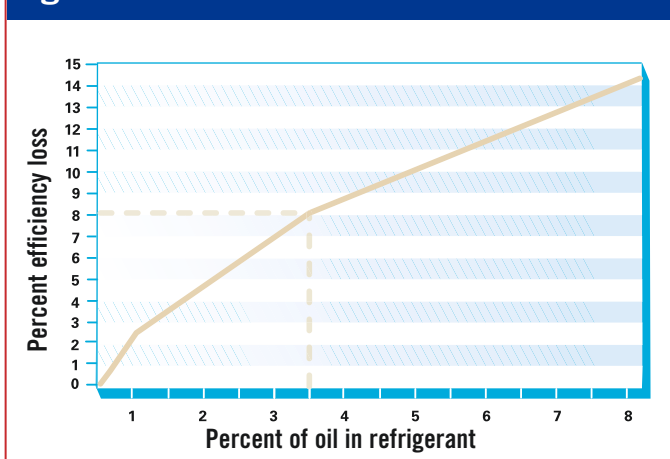
Boiling of Replacement Refrigerants Flowing Normal to a Tube Bundle, Part I: R-123 and Part II: R-134a." The study concludes: "Flow boiling results have been obtained for the low-pressure refrigerant, enhanced boiling tube in the presence of R-123. This enhanced tube shows a marked decrease in heat transfer with the addition of even a small amount of oil throughout various heat loadings. Even at 1 percent to 2 percent oil, the heat transfer coefficient is reduced by one-third from its no-oil baseline. At substantial oil content (5 percent to 15 percent), a 40 percent to 50 percent reduction (in heat transfer) is noted."

Part 2 of the ASHRAE study reached a similar conclusion: "Flow boiling results have been obtained for a newer enhanced boiling tube with R-134a. This enhanced tube shows a decrease in heat transfer with the addition of even a small amount of oil throughout various heat loadings. Even at 1 percent (by weight) oil, the heat transfer coefficient is reduced by 25 percent from its no-oil baseline. At higher oil content, a 30 percent reduction has been typically measured."

Trane also has studied the effects of oil on chiller efficiency, which led to the company's development of a new oil-free chiller. According to the manufacturer, the oil necessary to lubricate other chillers has the potential to contaminate the refrigerant, degrading energy efficiency. CFC chiller designs typically allow oil absorption of 3 to 7 percent, increasing operating costs by up to 15 percent, Trane claims.

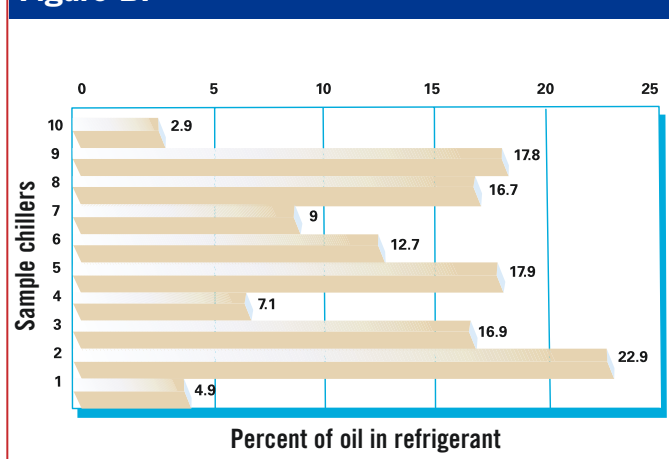
Oil, as a contaminant, significantly impacts chiller efficiency. The more that oil contaminates the refrigerant, the more efficiency is lost and the more money is spent on energy. If the refrigerant charge in a chiller contains even 3.5 percent oil, it could mean up to an 8 percent loss in efficiency, which will impact operating cost, Trane states. (Figure A illustrates the effect that oil, shown as units of percent oil in refrigerant, can have on efficiency, shown as

Figure A.



The graph shows the impact of oil content in refrigerant in terms of efficiency loss.

Figure B.



This graph shows oil content as a percentage of refrigerant in 10 older CFC-11 chillers.

a percent of efficiency loss.)

Over 30 years this equates to almost \$350,000 or more than twice the initial cost of the chiller. It also would increase the utility-generated greenhouse gas emissions by more than 4 million pounds of CO<sub>2</sub>.

The company further states that the typical concentration of oil in chillers today can be surprisingly high. Figure B shows average oil content (as a percentage of refrigerant) in 10 typical, older CFC-11 chillers to be 13 percent. The efficiency loss is 15 to 20 percent or higher.

## Solutions to oil's impact

Figures provided by Trane support the findings in an additional ASHRAE Study titled, "ASHRAE Research Project 601-TRP." In this study, refrigerant samples were taken from 10 operating chillers and analyzed for oil content. All contained excess oil in varying amounts from 3 percent (enough to degrade performance) to 23 percent.

Trane calculated the impact of excess oil on a 1,000-ton chiller operating at 2,000 equivalent full-load operating

hours at 8 cents per kwh, \$15 per kwh demand and 0.576 kwh/ton. An 8 percent impact on annual cost of operation would be \$11,520.

While the studies do show some slight variance, they strongly support each other in the fact that some oil ultimately finds its way into a chiller's refrigerant charge and significantly increases the amount of energy required to run the chiller.

This increased energy consumption drastically increases a chiller owner's electric bill. In addition, the system is losing a significant amount of capacity, and a harder working system increases its potential for breakdown.


*Mark Key is vice president of marketing at Redi Controls Inc. Material provided by ASHRAE is reprinted with permission of ASHRAE Transactions with the understanding that the material does not imply or state ASHRAE endorsement of a product or service. ASHRAE retains the exclusive copyright for the material. Trane also approved the use of and provided copyrighted information for this article.*

## Three ways to solve chiller oil buildup, energy woes

**P**ossible solutions to the costly problem of oil-induced efficiency loss include investing in an oil-free chiller, chiller charge reclamation or the use of a purging system for existing chiller retrofit.

For chiller owners seeking a replacement chiller as they decommission old systems or for new construction, Trane's new S-Series Earthwise CenTraVac chiller uses an oil-free design. The chiller uses hybrid ceramic ball bearings lubricated with refrigerant instead of oil.

The system is engineered for low ownership cost by reducing the price of operation and maintenance. For more information, refer to Trane's literature file number CTV-SLB014-EN or visit [www.trane.com](http://www.trane.com).



**Trane's oil-free chiller S-Series Earthwise CenTraVac is one alternative to eliminating oil contamination problems.**

When an existing chiller is oil logged, a refrigerant reclamation service company can recover and reprocess the refrigerant charge on-site to ARI 700-95 standards. When called in by the mechanical contractor, the company will pull the entire charge, process the refrigerant to remove all oil, moisture (even excess water from a ruptured tube), acid, air and other contaminants and recharge the ARI spec refrigerant back into the machine.

Doug Romine, president and owner, CFC Refimax, explains that "moisture and oil collect in the evaporator where the moisture turns to ice and the oil turns to sludge and impedes heat transfer. Air collects in the condenser and additionally cuts the efficiency of the process.

"While the benefit of improvements in a process cooling system usually has a dramatic effect on the productivity of the process, if the condition of the refrigerant is ignored, moisture will interact with the refrigerant to form hydrochloric acid. One will quickly begin to experience problems much more severe than just reduced efficiency," he says.

After CFC Refimax recently reclaimed one chiller's refrigerant charge, the customer was able to turn off 3,000 tons of cooling because the system was working more efficiently than ever before, Romine explains. (Visit CFC Refimax at [www.refimax.com](http://www.refimax.com) for more information.)

Redi-Controls recently announced release of its new oil, acid and moisture purging system, called, appropriately enough, the OAM-Purger. The unit removes oil from a chiller's refrigerant charge, returns the oil to the chiller's oil sump and returns clean refrigerant to the system. Acids and moisture also are removed from the refrigerant and oil during the process.

Because the system operates 24 hours a day regardless of chiller operating status, the refrigerant maintains an oil-free state. Redi Controls states the OAM-Purger has a three-to-four month payback period because it will save an average centrifugal chiller owner approximately \$24,000 per year in energy cost.

For more information on the system, call 317-865-4130 or visit [www.redicontrols.com](http://www.redicontrols.com). ♦



**Redi-Controls' OAM-Purger is another option for dealing with oil contamination.**



# OAM PURGER™


**Saves \$24,000 per Year !**

(Approximate Savings for an average Chiller)

Automatically removes Oil, Acid and Moisture from Centrifugal Chiller's refrigerant charge. However, its **MAIN PURPOSE** is to remove OIL and AUTOMATICALLY RETURN IT to the chiller's oil sump where it belongs.

**Typically Pays for itself in just 3 to 4 months!**

- Keeps saving energy cost even after it pays for itself
- Typically removes oil from refrigerant charge in approximately one month (500 lbs. Chiller refrigerant charge containing 12% oil by weight)
- Restores Chiller to peak operating capacity
- Once refrigerant cleaned, maintains system oil free
- Operates 24 hours a day whether chiller is on or off
- Totally automatic
- Easy to install
- Refrigerant charge does not have to be "pulled" to install
- Reduces maintenance and helps prevent premature failure



PATENT PENDING

## Redi Controls

Check our Web Site:  
[www.RediControls.com](http://www.RediControls.com)

Call or Write for  
additional information

Phone: (317) 865-4130

(800) 626-8640

Fax: (317) 865-4145